

Scaled data based on original data using  
LM-79-08 Approved Method: Electrical and Photometric Measurements of Solid-  
State Lighting Products

Test Report Prepared for  
Cooper Lighting Solutions  
(formerly Eaton)

Brand: McGRAW-EDISON

Report Number: P385606

Luminaire Tested: **GWC-SA1A-830-U-SLL-HSS**

Issue Date: 3/3/2020

**Test Information**

Test Method: LM-79-08  
Report Number: P385606  
TEST IS SCALED FROM IESNA LM-79-08 TEST DATA (G2-1903-205-27)  
Test Lab: INNOVATION CENTER  
Issue Date: 3/3/2020  
Manufacturer: COOPER LIGHTING SOLUTIONS (FORMERLY EATON)  
Product Line: MCGRAW-EDISON  
Catalog Number: GWC-SA1A-830-U-SLL-HSS  
Description: GALLEON WALL LUMINAIRE  
(1) 80 CRI, 3000K, 615mA LIGHTSQUARE WITH 16 LEDS AND SPILL LIGHT  
ELIMINATOR LEFT OPTICS WITH HOUSE SIDE SHIELD  
Light Source: -  
Ballast/Driver: ELECTRONIC DRIVER

**Summary**

Lumens per Lamp: N/A  
Luminaire Lumens: 2931 lumens  
Efficiency: N/A  
Efficacy: 86.2 lumens/watt  
Luminous Opening: Rectangular (W 0.5' x L: 0.5' x H: 0')  
IES Classification: Type III - Medium  
BUG Rating: B1 - U0 - G1

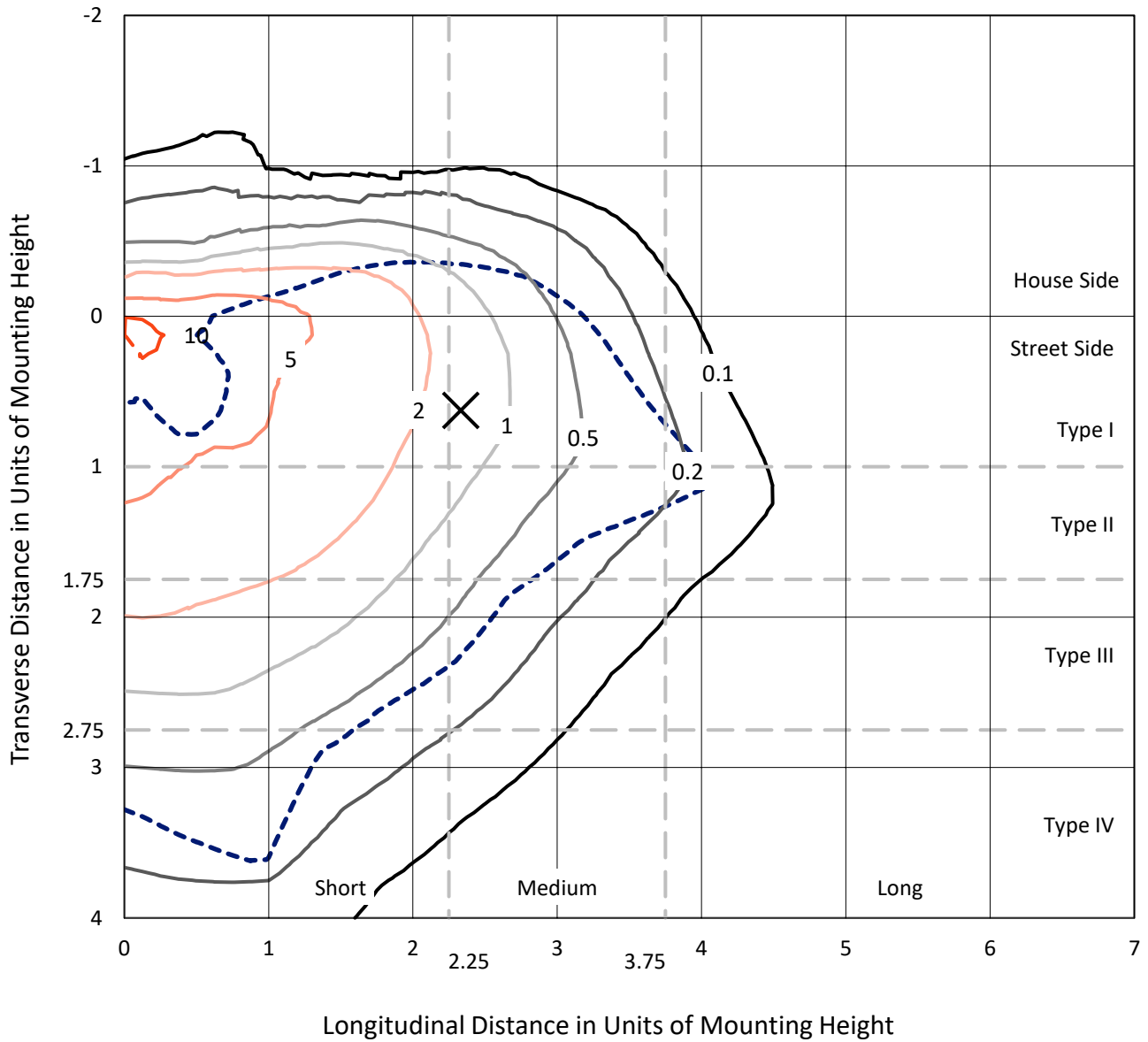
Input Watts (W): 34  
Input Voltage (V): NR  
Input Current (Ain): NR  
Voltage Rise (V): NR  
Power Factor: NR  
Total Harmonic Distortion (THDi): NR  
Frequency (hertz): 60  
Stabilization Time: NR  
Operation Time: NR  
Ambient Temperature (°C): NR  
Test Distance: 24 FT



REPORT NUMBER: P385606  
 CATALOG NUMBER: GWC-SA1A-830-U-SLL-HSS

### Iso-Footcandle Lines of Horizontal Illumination

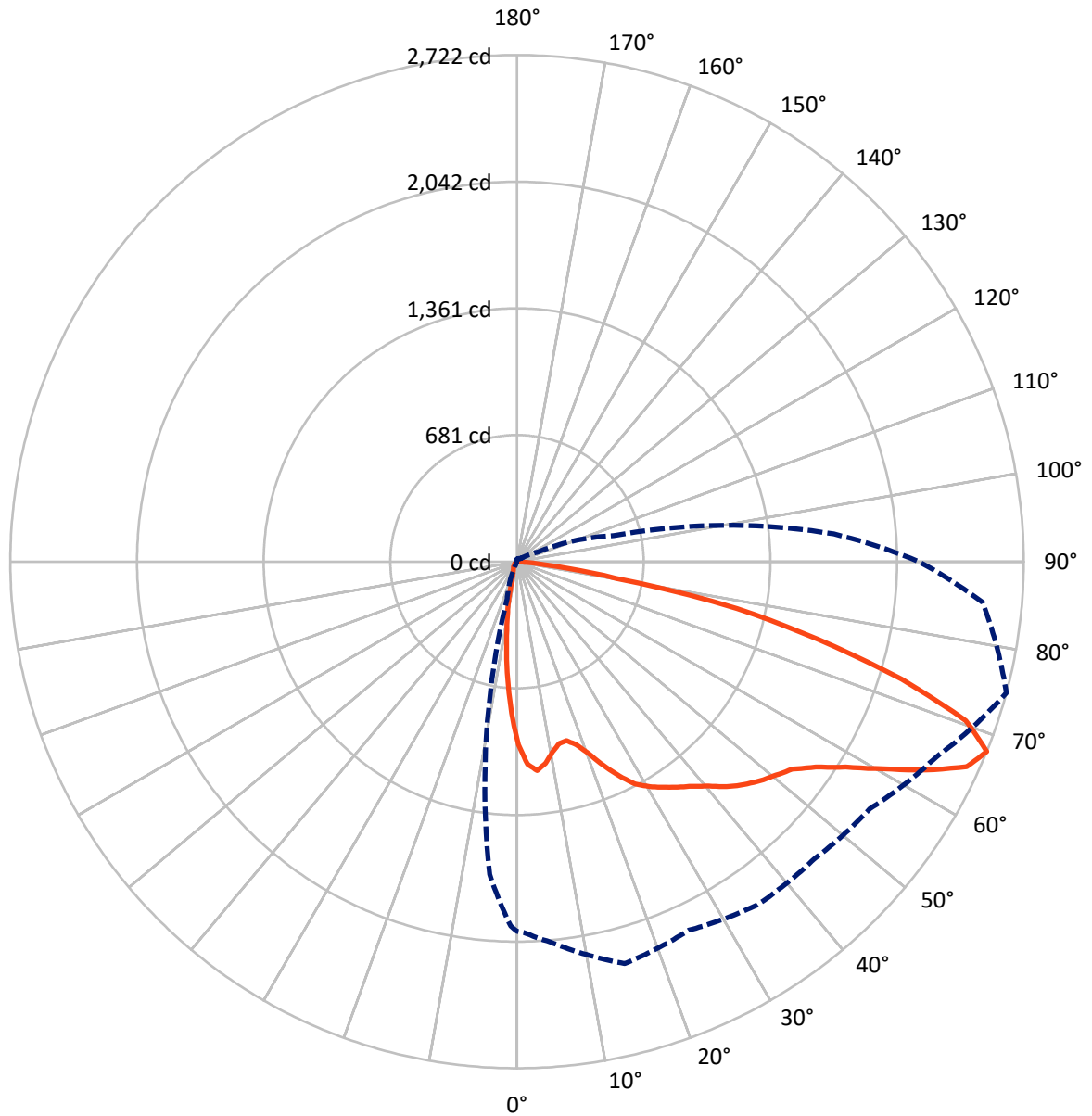
✕ Max cd  
 - - - 1/2 Max cd



Based on 10 foot mounting height. Maximum calculated value = 12.7 fc  
 Type III - Medium - N/A

REPORT NUMBER: P385606  
CATALOG NUMBER: GWC-SA1A-830-U-SLL-HSS

### Luminous Intensity Polar Plot



— Vertical Plane Through 75-Deg Lateral    - - - Horizontal Cone Through 67.5-Deg Vertical

REPORT NUMBER: P385606

CATALOG NUMBER: GWC-SA1A-830-U-SLL-HSS

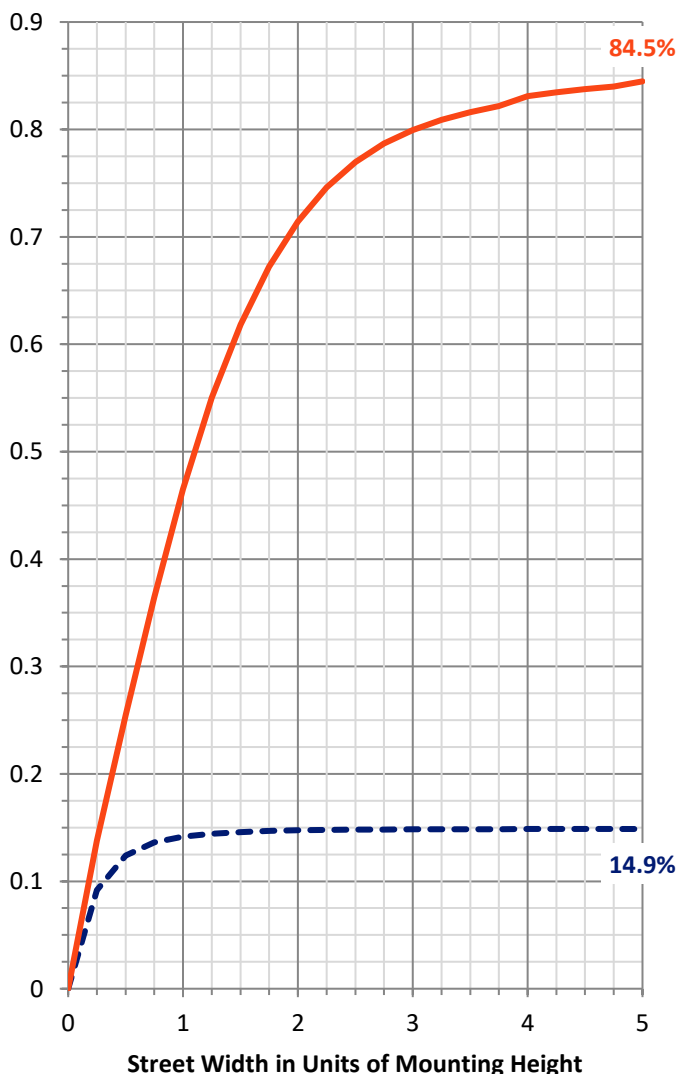
**FLUX DISTRIBUTION:**

		Downward	Upward	Total
<b>House Side</b>	Lumens	439.8	0.0	439.8
	% Fixture	15.0	0.0	15.0
<b>Street Side</b>	Lumens	2491.2	0.0	2491.2
	% Fixture	85.0	0.0	85.0
<b>Total</b>	Lumens	2931.0	0.0	2931.0
	% Fixture	100.0	0.0	100.0

**ZONAL LUMENS:**

Zone	Lumens	% Fixture
0°-10°	74.6	2.5
10°-20°	146.9	5.0
20°-30°	207.8	7.1
30°-40°	305.5	10.4
40°-50°	439.1	15.0
50°-60°	618.1	21.1
60°-70°	721.9	24.6
70°-80°	368.3	12.6
80°-90°	48.9	1.7
90°-100°	0.0	0.0
100°-110°	0.0	0.0
110°-120°	0.0	0.0
120°-130°	0.0	0.0
130°-140°	0.0	0.0
140°-150°	0.0	0.0
150°-160°	0.0	0.0
160°-170°	0.0	0.0
170°-180°	0.0	0.0
0°-90°	2931.0	100.0
0°-180°	2931.0	100.0

**Coefficient of Utilization**



REPORT NUMBER: P385606

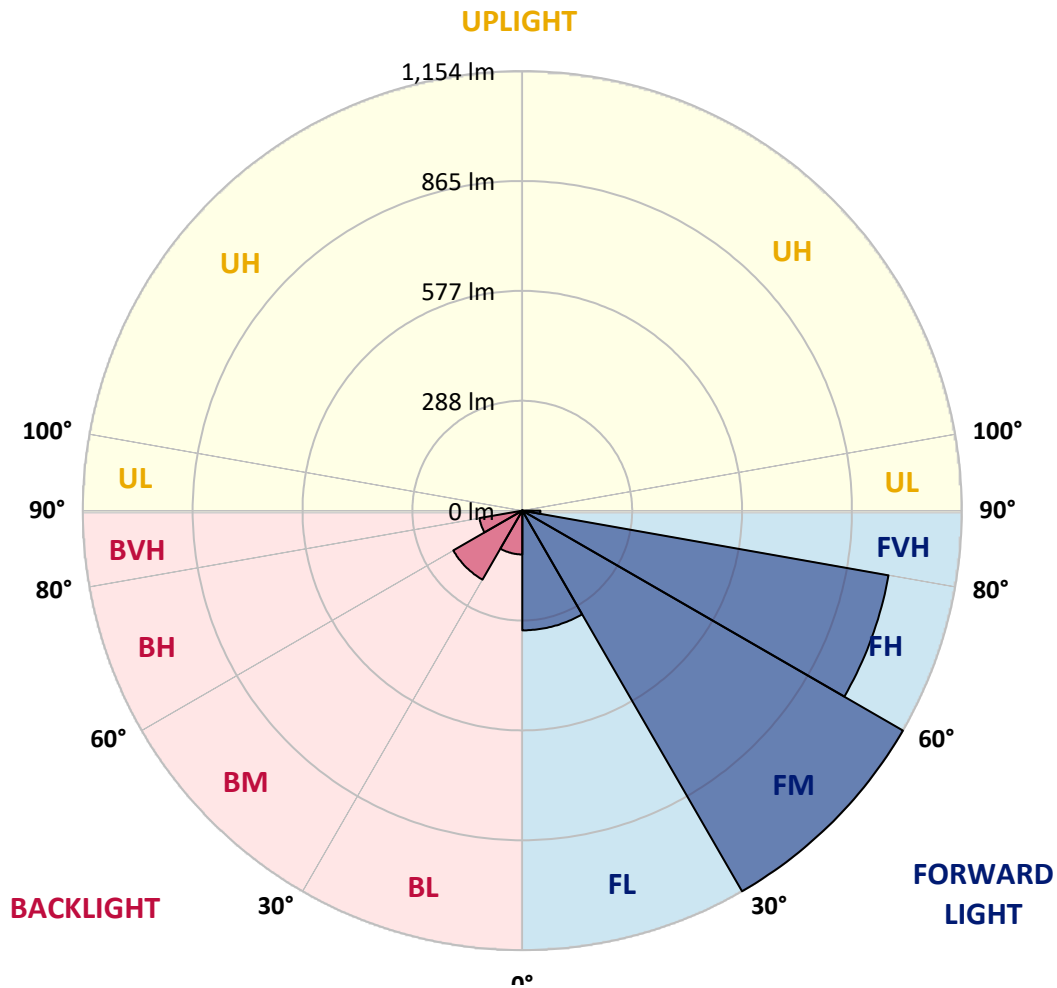
CATALOG NUMBER: GWC-SA1A-830-U-SLL-HSS

**LUMINAIRE CLASSIFICATION SYSTEM LUMEN TABLE AND BUG RATING:**

Zone	Lumens	% Fixture	Zone Rating/Lumen Limit		
			B	U	G
FL (0°-30°)	314.2	10.7			
FM (30°-60°)	1153.6	39.4			
FH (60°-80°)	975.9	33.3			G1/1800
FVH (80°-90°)	47.4	1.6			G1/100
BL (0°-30°)	115.0	3.9	B1/500		
BM (30°-60°)	209.1	7.1	B0/220		
BH (60°-80°)	114.2	3.9	B1/500		G1/500
BVH (80°-90°)	1.5	0.1			G0/10
UL (90°-100°)	0.0	0.0		U0/0	
UH (100°-180°)	0.0	0.0		U0/0	

**BUG Rating: B1-U0-G1**

Type III Medium





REPORT NUMBER: P385606

CATALOG NUMBER: GWC-SA1A-830-U-SLL-HSS

**CANDELA DISTRIBUTION (FULL):**

	0°	1°	5°	15°	25°	35°	45°	55°	65°	75°	85°
0°	983.3	983.3	983.3	983.3	983.3	983.3	983.3	983.3	983.3	983.3	983.3
2.5°	1065.9	1067.6	1076.2	1096.2	1118.0	1119.6	1134.4	1119.2	1114.1	1089.7	1064.4
5°	1074.0	1080.4	1109.9	1168.7	1219.6	1236.0	1247.7	1217.9	1186.7	1127.0	1063.3
7.5°	1009.1	1019.8	1066.3	1176.6	1267.7	1307.9	1315.6	1269.0	1192.5	1094.2	998.4
10°	926.1	938.3	994.4	1129.9	1255.0	1324.0	1334.6	1273.6	1163.7	1041.2	928.3
12.5°	858.9	873.2	930.5	1077.4	1211.6	1287.9	1308.8	1258.2	1138.7	1003.6	880.4
15°	827.9	844.3	904.6	1043.6	1163.4	1223.5	1240.7	1218.9	1124.8	997.6	869.3
17.5°	845.7	863.5	925.7	1046.5	1118.1	1143.8	1157.7	1166.6	1124.8	1033.6	901.8
20°	918.6	937.8	1003.6	1076.0	1080.6	1071.1	1085.9	1117.1	1137.8	1101.9	979.8
22.5°	1019.4	1041.9	1116.2	1126.7	1062.3	1026.1	1028.0	1077.0	1161.6	1188.5	1088.1
25°	1142.3	1169.8	1245.3	1202.3	1069.9	999.3	998.6	1044.0	1184.8	1275.3	1208.8
27.5°	1264.3	1294.6	1361.0	1294.5	1101.5	994.4	993.0	1034.0	1207.4	1352.5	1340.5
30°	1366.7	1396.1	1453.3	1361.2	1135.5	1005.8	999.1	1044.7	1220.9	1402.6	1436.6
32.5°	1450.0	1473.6	1519.8	1407.2	1171.9	1027.9	1013.4	1073.3	1243.8	1445.0	1524.9
35°	1541.6	1566.4	1584.9	1450.9	1212.7	1059.7	1039.0	1118.7	1279.0	1488.0	1621.7
37.5°	1646.1	1670.9	1668.6	1490.9	1264.5	1112.3	1099.1	1190.6	1333.9	1530.6	1729.7
40°	1748.5	1773.7	1755.7	1534.7	1325.3	1199.1	1189.3	1298.6	1407.3	1585.2	1856.4
42.5°	1844.3	1871.6	1833.0	1576.0	1397.8	1308.5	1325.1	1437.7	1499.2	1652.4	1965.5
45°	1921.5	1949.4	1897.9	1616.3	1474.1	1441.2	1491.3	1591.9	1609.8	1709.2	2039.2
47.5°	1977.6	2004.0	1942.9	1656.6	1571.9	1603.5	1690.9	1753.5	1709.6	1758.5	2091.6
50°	2013.4	2033.9	1956.0	1707.0	1700.2	1792.9	1898.7	1929.3	1803.6	1802.9	2155.2
52.5°	2036.2	2045.5	1965.8	1759.6	1834.0	1999.1	2102.3	2111.8	1900.4	1851.8	2240.8
55°	2114.6	2122.1	2034.6	1823.3	1944.7	2179.7	2286.4	2277.5	2009.9	1947.4	2341.9
57.5°	2248.5	2256.4	2177.0	1915.0	2034.2	2291.4	2419.8	2435.8	2138.4	2081.8	2450.2
60°	2315.7	2330.4	2302.1	2031.0	2121.0	2362.7	2510.7	2561.7	2298.9	2259.0	2555.2
62.5°	2254.7	2276.1	2317.2	2159.7	2207.2	2402.0	2539.1	2606.8	2463.2	2465.5	2619.9
65°	2133.1	2150.2	2219.9	2230.3	2257.2	2397.2	2469.1	2543.8	2563.9	2655.1	2616.4
67.5°	1986.2	1992.6	2051.7	2235.8	2184.7	2251.1	2258.9	2314.1	2484.4	2722.3	2511.3
70°	1774.7	1778.2	1829.8	2049.9	1877.5	1892.0	1880.5	1891.8	2135.9	2558.6	2246.0
72.5°	1428.3	1437.0	1510.5	1702.4	1367.8	1325.7	1416.2	1411.2	1644.9	2161.7	1668.1
75°	1051.6	1066.7	1177.7	1371.2	960.0	868.3	934.4	952.1	1169.4	1672.1	1043.1
77.5°	736.3	747.5	855.0	1008.0	694.8	620.9	597.0	618.0	771.8	1209.6	525.5
80°	424.2	428.3	496.9	582.0	468.2	535.7	485.3	499.7	462.5	538.2	226.0
82.5°	277.6	278.2	305.0	346.4	291.6	338.8	250.8	320.6	284.5	216.2	73.6
85°	150.0	150.8	176.9	245.9	165.1	93.3	54.8	112.6	175.9	49.6	20.1
87.5°	16.5	15.1	53.3	89.4	45.8	8.5	2.9	12.6	28.2	3.2	0.0
90°	0.0	0.0	0.0	0.0	0.0	0.0	0.0	0.0	0.0	0.0	0.0



REPORT NUMBER: P385606

CATALOG NUMBER: GWC-SA1A-830-U-SLL-HSS

**CANDELA DISTRIBUTION (continued):**

	90°	95°	105°	115°	125°	135°	145°	155°	165°	175°	180°
0°	983.3	983.3	983.3	983.3	983.3	983.3	983.3	983.3	983.3	983.3	983.3
2.5°	1051.5	1039.9	1011.2	980.8	956.4	933.5	910.4	882.2	860.4	856.0	848.8
5°	1029.0	992.5	932.2	871.7	822.9	761.4	722.4	692.0	662.3	660.5	654.5
7.5°	950.4	902.4	817.5	733.8	665.2	606.6	547.5	507.9	476.8	465.8	459.3
10°	874.9	820.9	714.9	619.4	558.2	506.4	464.7	423.3	385.9	360.0	348.4
12.5°	822.1	762.4	645.6	563.3	519.4	470.3	419.5	367.8	324.6	293.5	274.5
15°	801.7	738.0	622.4	541.1	486.9	424.7	359.7	300.7	252.8	224.7	207.6
17.5°	826.0	751.8	620.6	514.0	438.3	361.0	289.2	219.5	174.4	153.0	142.0
20°	887.6	796.0	619.9	480.8	380.6	285.5	195.9	144.4	117.0	105.1	100.0
22.5°	974.8	852.4	625.5	448.1	320.5	204.0	135.2	106.1	92.1	85.7	82.8
25°	1087.0	931.5	641.2	418.3	263.9	152.2	105.4	88.9	79.0	74.0	71.9
27.5°	1206.6	1022.6	665.6	392.5	218.0	121.4	90.2	76.1	69.0	65.5	63.6
30°	1305.1	1128.1	690.3	363.8	184.7	105.8	82.6	69.4	61.2	59.0	57.2
32.5°	1391.4	1208.0	707.8	337.8	162.9	94.0	74.7	62.1	56.5	52.2	50.3
35°	1480.6	1274.5	707.3	319.6	147.9	85.1	68.0	55.5	48.9	43.9	42.3
37.5°	1577.3	1349.6	695.2	304.1	141.3	78.0	64.3	52.1	45.4	40.4	38.5
40°	1690.4	1428.4	682.8	289.5	139.5	72.3	61.6	49.3	42.2	37.3	35.4
42.5°	1800.7	1499.5	672.0	278.7	131.8	72.2	59.3	47.2	39.7	35.0	32.8
45°	1888.8	1565.8	669.9	272.1	123.6	74.7	58.0	45.8	37.8	33.0	31.0
47.5°	1962.2	1637.7	683.3	267.6	115.8	68.2	61.1	44.8	36.0	31.4	29.0
50°	2049.4	1726.0	714.6	260.1	107.6	61.4	70.0	45.1	34.4	29.7	27.2
52.5°	2171.0	1848.2	760.7	247.4	96.4	55.1	68.9	45.4	32.8	27.9	25.4
55°	2307.3	2000.8	810.3	226.5	80.7	46.9	59.0	43.5	29.6	26.0	23.6
57.5°	2450.6	2139.2	839.7	201.5	64.1	40.5	47.2	39.6	26.1	23.3	21.8
60°	2473.1	2191.8	826.3	170.8	51.0	35.3	35.0	40.3	23.3	20.5	19.4
62.5°	2417.2	2125.7	761.1	143.4	42.6	31.0	28.7	35.1	21.1	18.3	17.2
65°	2309.5	1947.0	655.6	129.3	39.6	26.5	23.9	24.7	18.5	16.0	15.0
67.5°	2159.9	1708.5	538.3	121.2	39.2	22.8	20.4	18.7	16.0	13.9	13.1
70°	1853.9	1423.3	429.4	116.8	38.0	19.2	17.2	15.3	13.3	11.8	11.1
72.5°	1364.4	1008.6	334.1	111.9	38.3	15.3	15.0	12.6	10.7	9.2	8.9
75°	788.4	576.2	219.1	90.7	36.5	11.8	12.5	8.9	7.5	6.4	6.4
77.5°	420.1	351.4	83.4	37.8	13.3	7.5	7.1	5.3	4.7	3.9	3.7
80°	183.1	154.7	25.1	10.6	7.4	4.0	2.6	2.4	2.1	1.7	1.5
82.5°	64.8	56.0	8.2	5.1	3.2	0.0	0.0	0.0	0.0	0.0	0.0
85°	14.7	10.6	0.0	1.2	0.0	0.0	0.0	0.0	0.0	0.0	0.0
87.5°	0.0	0.0	0.0	0.0	0.0	0.0	0.0	0.0	0.0	0.0	0.0
90°	0.0	0.0	0.0	0.0	0.0	0.0	0.0	0.0	0.0	0.0	0.0





REPORT NUMBER: P385606  
 CATALOG NUMBER: GWC-SA1A-830-U-SLL-HSS

**CANDELA DISTRIBUTION (continued):**

	185°	195°	205°	215°	225°	235°	245°	255°	265°	270°	275°
0°	983.3	983.3	983.3	983.3	983.3	983.3	983.3	983.3	983.3	983.3	983.3
2.5°	834.0	831.0	812.9	813.6	816.8	821.4	810.6	815.6	829.0	842.0	846.8
5°	644.9	645.6	634.7	641.5	647.6	651.7	634.2	634.5	645.2	659.8	667.4
7.5°	454.4	453.3	453.9	470.1	481.7	473.3	479.8	457.2	458.6	469.0	461.2
10°	337.8	322.5	313.9	326.1	338.8	334.2	323.0	315.6	320.7	332.3	331.4
12.5°	265.5	243.5	230.6	221.9	232.3	223.7	223.4	217.0	210.1	211.3	229.8
15°	199.7	183.7	168.4	154.4	154.1	151.2	136.3	119.7	118.3	119.1	128.7
17.5°	137.3	131.9	125.7	113.6	110.4	98.2	83.7	77.1	73.7	75.3	78.4
20°	96.5	94.4	95.1	88.6	84.0	72.3	63.9	61.2	60.7	62.2	63.7
22.5°	80.0	76.2	75.8	72.9	68.3	59.8	55.3	53.7	53.0	54.4	55.5
25°	70.0	66.2	64.7	62.9	58.0	52.2	49.4	48.0	47.3	48.2	48.9
27.5°	61.6	58.2	56.8	55.5	50.8	46.7	44.4	43.2	42.6	42.9	43.6
30°	55.4	52.3	50.5	49.0	45.0	42.1	40.1	38.9	38.3	38.3	39.0
32.5°	48.9	47.2	45.5	43.6	39.8	37.9	36.0	34.6	34.0	34.2	34.7
35°	40.7	40.1	40.5	38.7	35.5	33.9	31.9	30.4	30.0	30.1	30.7
37.5°	36.1	33.6	35.1	34.2	32.4	30.1	27.6	26.2	25.5	26.0	26.2
40°	33.2	30.1	29.0	30.0	29.7	26.1	23.9	22.5	21.9	22.1	22.4
42.5°	30.7	27.1	24.6	24.4	26.1	22.8	20.4	19.2	18.5	18.5	18.7
45°	28.3	24.4	21.4	19.0	21.9	19.3	17.1	16.0	15.1	15.1	15.3
47.5°	26.5	22.2	18.6	15.6	16.5	15.8	14.0	12.9	12.1	12.1	12.2
50°	24.9	20.0	16.1	13.1	12.4	13.1	11.4	10.1	9.6	9.4	9.7
52.5°	23.0	17.8	13.7	11.1	9.7	9.9	8.9	8.1	7.4	7.4	7.6
55°	21.2	16.0	11.9	9.4	8.1	7.4	7.1	6.5	6.0	6.0	6.2
57.5°	19.4	14.0	10.1	7.8	6.4	5.8	5.8	5.4	5.0	5.0	5.3
60°	17.8	12.1	8.3	6.4	5.0	4.9	5.0	4.6	4.3	4.3	4.6
62.5°	15.8	10.3	6.8	5.3	4.0	3.9	4.3	4.0	3.7	3.7	4.0
65°	13.5	8.7	5.4	4.0	3.1	3.1	3.6	3.3	3.1	3.1	3.3
67.5°	11.4	7.4	4.2	2.9	2.2	2.4	3.1	2.8	2.6	2.6	2.9
70°	9.4	5.7	2.9	1.8	1.2	1.8	2.4	2.4	2.4	2.4	2.6
72.5°	7.1	3.9	1.7	0.7	0.6	1.2	1.9	2.2	2.1	2.1	2.5
75°	4.6	2.2	0.6	0.0	0.0	0.7	1.5	1.8	1.8	1.7	2.1
77.5°	2.6	0.7	0.0	0.0	0.0	0.0	1.0	0.8	0.7	0.6	1.0
80°	0.7	0.0	0.0	0.0	0.0	0.0	0.0	0.0	0.0	0.0	0.0
82.5°	0.0	0.0	0.0	0.0	0.0	0.0	0.0	0.0	0.0	0.0	0.0
85°	0.0	0.0	0.0	0.0	0.0	0.0	0.0	0.0	0.0	0.0	0.0
87.5°	0.0	0.0	0.0	0.0	0.0	0.0	0.0	0.0	0.0	0.0	0.0
90°	0.0	0.0	0.0	0.0	0.0	0.0	0.0	0.0	0.0	0.0	0.0



REPORT NUMBER: P385606  
 CATALOG NUMBER: GWC-SA1A-830-U-SLL-HSS

**CANDELA DISTRIBUTION (continued):**

	285°	295°	305°	315°	325°	335°	345°	355°	359°	360°
0°	983.3	983.3	983.3	983.3	983.3	983.3	983.3	983.3	983.3	983.3
2.5°	866.4	882.8	905.8	930.3	967.9	997.7	1027.0	1052.2	1061.9	1065.9
5°	685.8	709.8	743.5	786.8	854.7	915.8	977.7	1040.1	1067.2	1074.0
7.5°	492.1	522.8	565.7	619.9	699.5	778.6	865.1	956.6	998.6	1009.1
10°	364.2	401.7	450.8	508.0	584.0	665.3	759.6	864.2	912.1	926.1
12.5°	258.4	309.1	374.9	444.4	510.3	582.9	678.3	793.5	843.8	858.9
15°	151.8	200.8	278.7	371.8	456.1	529.7	626.6	757.3	812.7	827.9
17.5°	87.1	111.5	170.4	274.2	388.6	490.5	610.4	766.3	831.5	845.7
20°	66.5	74.3	98.2	176.6	309.8	452.1	610.4	817.4	897.8	918.6
22.5°	58.2	63.9	73.6	105.4	228.0	410.8	617.4	891.2	996.4	1019.4
25°	51.7	56.8	65.1	79.3	155.5	361.8	634.2	981.9	1112.4	1142.3
27.5°	46.2	51.1	58.6	69.4	106.4	302.7	656.9	1088.3	1240.4	1264.3
30°	41.4	46.0	52.8	60.4	82.1	235.6	676.2	1188.5	1341.0	1366.7
32.5°	36.8	41.0	47.1	52.8	67.2	174.3	678.3	1267.9	1424.4	1450.0
35°	32.5	36.2	41.8	46.2	55.7	137.6	645.9	1336.8	1507.9	1541.6
37.5°	28.3	31.9	36.8	40.1	49.0	112.2	596.5	1413.6	1614.9	1646.1
40°	24.4	27.6	32.6	34.9	46.4	86.2	542.7	1494.1	1719.9	1748.5
42.5°	20.8	23.9	28.7	33.0	40.7	64.4	484.7	1569.6	1814.3	1844.3
45°	17.4	20.5	25.4	35.0	33.7	48.2	422.6	1619.8	1888.8	1921.5
47.5°	14.0	17.6	24.3	33.3	26.9	35.4	373.5	1667.3	1945.4	1977.6
50°	11.2	14.9	27.4	29.7	22.1	27.1	352.9	1709.7	1982.4	2013.4
52.5°	9.2	12.5	25.8	22.8	18.5	22.4	364.1	1778.6	2016.7	2036.2
55°	7.6	9.9	15.6	15.8	15.7	19.0	377.8	1877.5	2105.4	2114.6
57.5°	6.7	7.9	10.8	12.2	13.2	16.9	378.1	2019.4	2242.8	2248.5
60°	5.7	6.9	9.0	9.9	11.4	15.1	364.3	2068.9	2296.8	2315.7
62.5°	5.0	6.1	7.5	8.2	9.6	13.6	332.1	1997.1	2222.6	2254.7
65°	4.4	5.6	6.2	6.9	8.5	12.2	279.1	1853.6	2099.6	2133.1
67.5°	3.9	4.9	5.6	6.2	7.6	10.8	205.5	1686.8	1958.4	1986.2
70°	3.5	4.3	5.0	5.6	6.7	9.2	124.7	1431.4	1763.2	1774.7
72.5°	3.3	3.9	4.6	5.0	5.8	8.1	63.2	1051.9	1409.6	1428.3
75°	2.9	3.5	4.2	4.4	5.1	6.9	25.7	690.9	1021.5	1051.6
77.5°	2.4	3.2	3.7	4.0	4.4	5.7	13.1	441.5	716.9	736.3
80°	0.8	2.4	3.2	3.3	3.7	4.2	8.6	241.7	415.8	424.2
82.5°	0.0	1.5	2.5	2.4	2.6	3.2	5.6	115.0	274.5	277.6
85°	0.0	0.7	1.9	1.5	1.1	2.2	1.9	25.1	144.0	150.0
87.5°	0.0	0.0	0.1	0.7	0.6	0.8	0.3	0.1	13.1	16.5
90°	0.0	0.0	0.0	0.0	0.0	0.0	0.0	0.0	0.0	0.0

Signify Classified - Internal  
Cooper Lighting Solutions Photometric Lab  
1121 Highway 74 South  
Peachtree City, GA 30269

Scaled Data Report



Report Generated By 670245982

Signify Classified - Internal  
Cooper Lighting Solutions Photometric Lab  
1121 Highway 74 South  
Peachtree City, GA 30269

Scaled Data Report



Signify Classified - Internal  
Cooper Lighting Solutions Photometric Lab  
1121 Highway 74 South  
Peachtree City, GA 30269

Scaled Data Report



Signify Classified - Internal  
Cooper Lighting Solutions Photometric Lab  
1121 Highway 74 South  
Peachtree City, GA 30269

Scaled Data Report



Signify Classified - Internal  
Cooper Lighting Solutions Photometric Lab  
1121 Highway 74 South  
Peachtree City, GA 30269

Scaled Data Report



--- HS — SS

Signify Classified - Internal  
Cooper Lighting Solutions Photometric Lab  
1121 Highway 74 South  
Peachtree City, GA 30269

Scaled Data Report



u



Signify Classified - Internal  
Cooper Lighting Solutions Photometric Lab  
1121 Highway 74 South  
Peachtree City, GA 30269

Scaled Data Report



Signify Classified - Internal  
Cooper Lighting Solutions Photometric Lab  
1121 Highway 74 South  
Peachtree City, GA 30269

Scaled Data Report



Signify Classified - Internal  
Cooper Lighting Solutions Photometric Lab  
1121 Highway 74 South  
Peachtree City, GA 30269

Scaled Data Report



Signify Classified - Internal  
Cooper Lighting Solutions Photometric Lab  
1121 Highway 74 South  
Peachtree City, GA 30269

Scaled Data Report



(END OF REPORT)